



AC LED FLEXIBLE Light 2835-70Leds Series



Features

1. Patented design with AC power directly input.
2. Over-voltage/current/temperature protection.
3. SMD LED with in line IC for current protection.
4. PVC shielding for wet or damp use.
5. Fire resistant
6. UV protection for 5 years under direct sunlight.
7. 20,000 hour life span
8. Long runs of LED strip without voltage drop and power supplies.

Applications

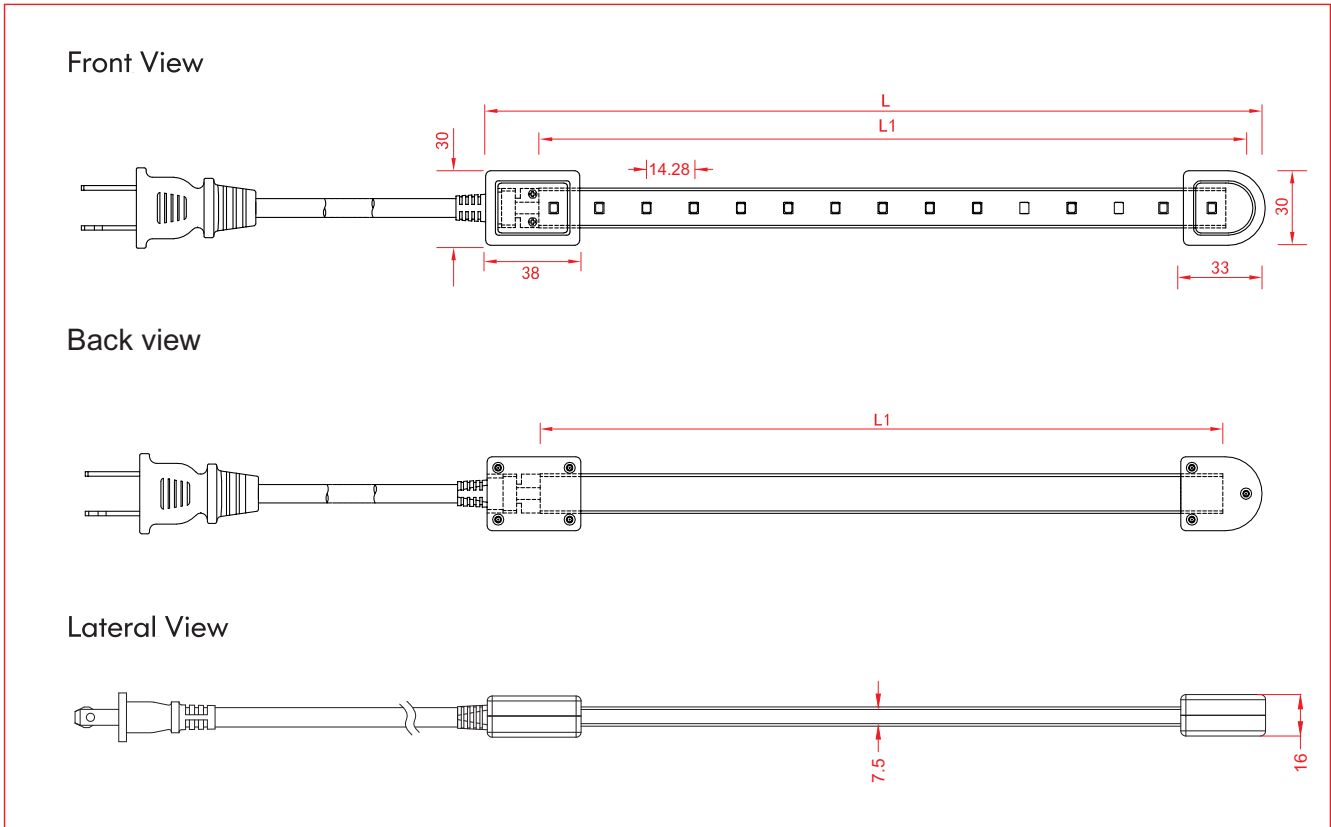
1. Indoor/outdoor decorative lighting
2. Corridor & hall ways
3. Retail & grocery
4. Office Work space Accent lighting
5. Hotel & retail stores
6. Bridges, landscape & architectural

INDOOR & OUTDOOR

IP RATE	Diagram	Explanation
IP20 DC Series		Non-Waterproof
IP54 DC Series		Anti Splash Water Tiny Size Changed Glue Dripping Process
IP65 DC Series		Anti Spray Water Tiny Color Shift Silicon Tube Process
IP67 DC Series		Immerse In Water For Short Time U-Shape Tube+Glue Pouring Process
IP68 DC Series		Immerse In Water For Long Time I-Shape Tube+Glue Injected Process
IP54 Plus DC Series		Anti Splash Water Tiny Size Changed No Color Shift Silicon Extrusion Process In Molding
IP67 Plus DC Series		Immerse In Water For Short Time No Color Shift Silicon Extrusion Process In Molding
IP68 Plus DC Series		Immerse In Water For Long Time Silicon Extrusion Process In Molding
Indoor/ Outdoor AC Series		Anti Splash/Spray Water Tiny Color Shift PVC Extrusion Process In Molding



Specification



General Parameters

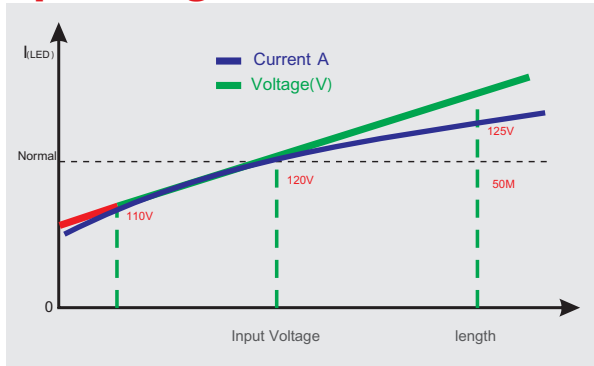
Product No.	Dimension	Standard Length	MIN Length/L1	LED Type	LED QTY	Wet Location	Working Temperature	Lifespan
STP-120V-12W-XXXX-1M	W 16XH7.5mm	50M	0.2M	2835	70LEDs/M	Water Spray/Rain	-20°C ~ 45°C	20,000

Photoelectricity Parameter

Product No.	Input Voltage	Power Factor	Max power @120VAC	Luminous flux	Light Efficiency	CCT	CRI	Beam Angle
STP-120V-12W-XXXX-1M	120VAC	>0.85	12W/M	1000-1200lm/M	83-100lm/W	2700-6500K	Ra>80	120°



Operating Characteristic Curve



Operating Characteristic Curve

1. Working voltage

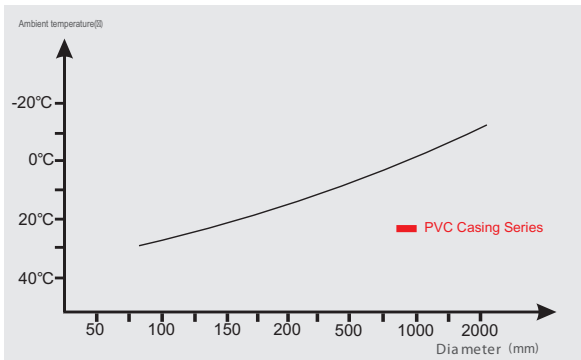
120VAC

Lower or higher voltage will affect the brightness; Refer to the voltage curve in the picture.(as shown by the green line)

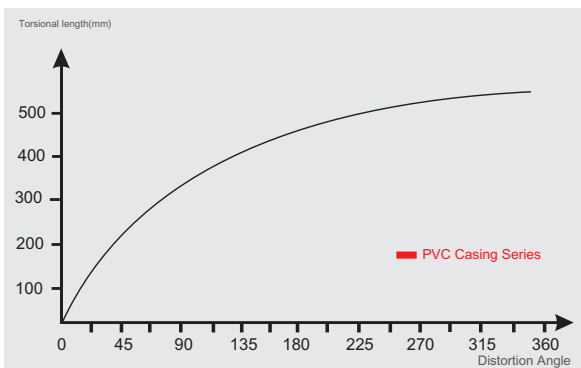
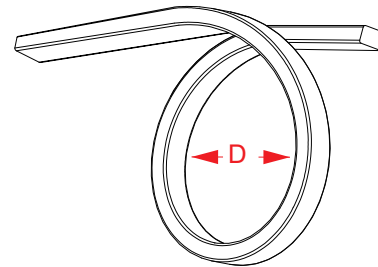
2. Max Run

50 meters

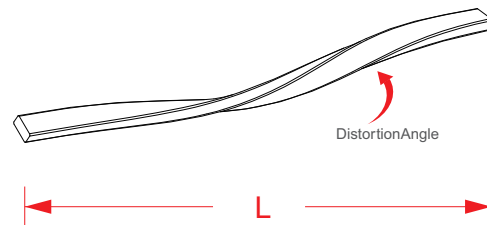
Product information



Camber curve



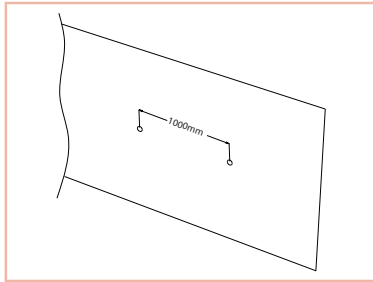
Torsional stiffness curve



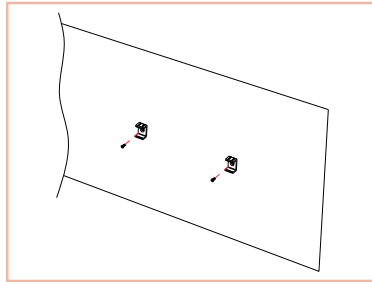
Remark: the above torsional angle data is based on the temperature environment more than 0 °C

Installation

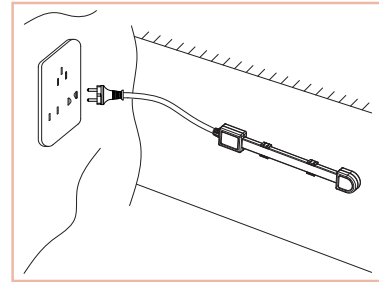
Please read the instructions before use.



Position the screw hole in each 1 meter interval, for the place where the strip should be installed.



Fix the clip on the screw hole and lock it.



Fix the strip into clip, connect the input plug to the electric power, then it can be illuminated.

Accessories

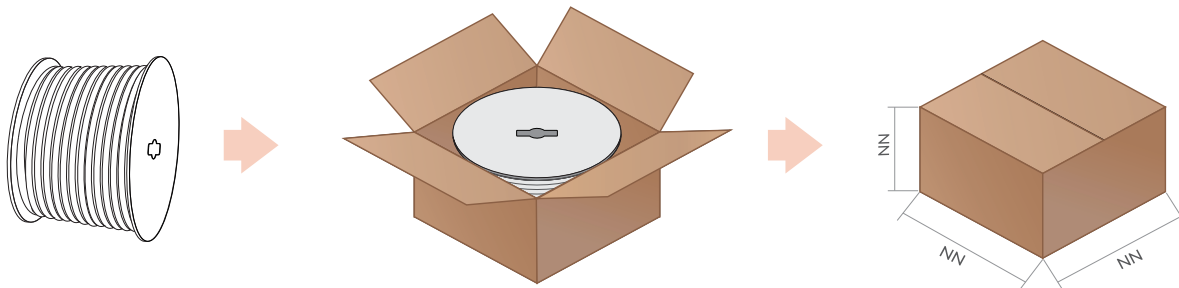


Clip & Screw



Aluminum Channel

Packing



Part No	Dimension	Product N.W. ±0.2KG	Product G.W. ±0.2KG	Inner CartoSize	Product QTY/ Inner Carton	Outer Carton Size	Product QTY/ Outer Carton	Outer Carton Total N.W.	Outer Carton Total G.W.
GL-0010-002C-XXY	L50000xW16 xH7.5mm	6.9KG	7.4KG	/	/	318X318X155mm	1PCS	/	/

Notice

SAFETY INSTRUCTIONS

- Do not cover this product as the covering may cause the flexible light to overheat and melt or ignite
- Do not operate with the flexible light tightly coiled or in factory reel.
- Do not puncture, cut, shorten, or splice the flexible lighting.
- Do not route the cord or flexible lighting through walls, doors, windows or any other building material.
- Do not use if there is any damage to the light or cord insulation. Inspect periodically.
- Do not submerge flexible light in liquids, or use the product in the vicinity of standing water or other liquids.
- Secure this flexible light using only the hangers or clips provided. Do not secure this product or its cord with staples, nails, or like means that may damage the insulation or permanently attach to the building structure.
- Do not subject flexible lighting to continuous flexing.
- This product has a polarized plug (one blade is wider than the other) as a feature to reduce the risk of electric shock. This plug will fit in a polarized outlet only one way. If the plug does not fit fully in the outlet, reverse the plug. If it still does not fit, contact a qualified electrician. Does not use with an extension cord unless plug can be fully inserted. Do not alter or replace the plug." This item may be omitted if the product does not employ a polarized plug

WARNING

- When using outdoor use portable lighting products, basic safety precautions should always be followed to reduce the risk of fire, electric shock, and personal injury, including the following:
 - Ground Fault Circuit Interrupter (GFCI) protection should be provided on the circuits or outlet to be used with this product.
 - Use only outdoor extension cords, such as type SW, SOW, STW, STOW, SJW, SJOW, SJTW, or SJTOW. This designation is marked on the wire of the extension cord.
- Risk of fire and electric shock. Uncoil flexible light prior to plugging into receptacle.