

RGBW 4 ZONE REMOTE

Description:

The ORA RGBW Remote is designed to control ORA 3 in 1 LED Strip Light Controller and ORA SMART GATEWAY. It offers the flexibility to manage LED lights in four different zones, allowing users to adjust the color and brightness independently. This remote features a simple color wheel to select different colors and lighting modes. This is ideal for enhancing the ambiance of both indoor and outdoor spaces.

Features:

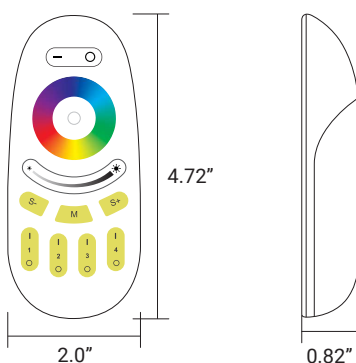
- Uses RF 2.4GHz wireless communication with compatible devices
- Compatible with ORA LED Controllers for RGB and RGBW strip Lights
- Compatible with ORA SMART GATEWAY for smartphone control
- Wireless range of up to 98.4 ft without obstruction
- Synchronized control and pairing with multiple devices
- Uses high-precision touching controls
- Control RGB color selection with Color Wheel
- Control brightness with Smooth Dimming Control
- Choose between 10 Dynamic Mode options
- Control Speed for Dynamic Mode options
- Low power consumption, requires 2 AAA batteries (sold separately)



Applications:

- Home lighting control
- Commercial lighting control
- Event lighting control
- Photography and videography lighting control
- Allows for easy customization of lighting

Dimensions:



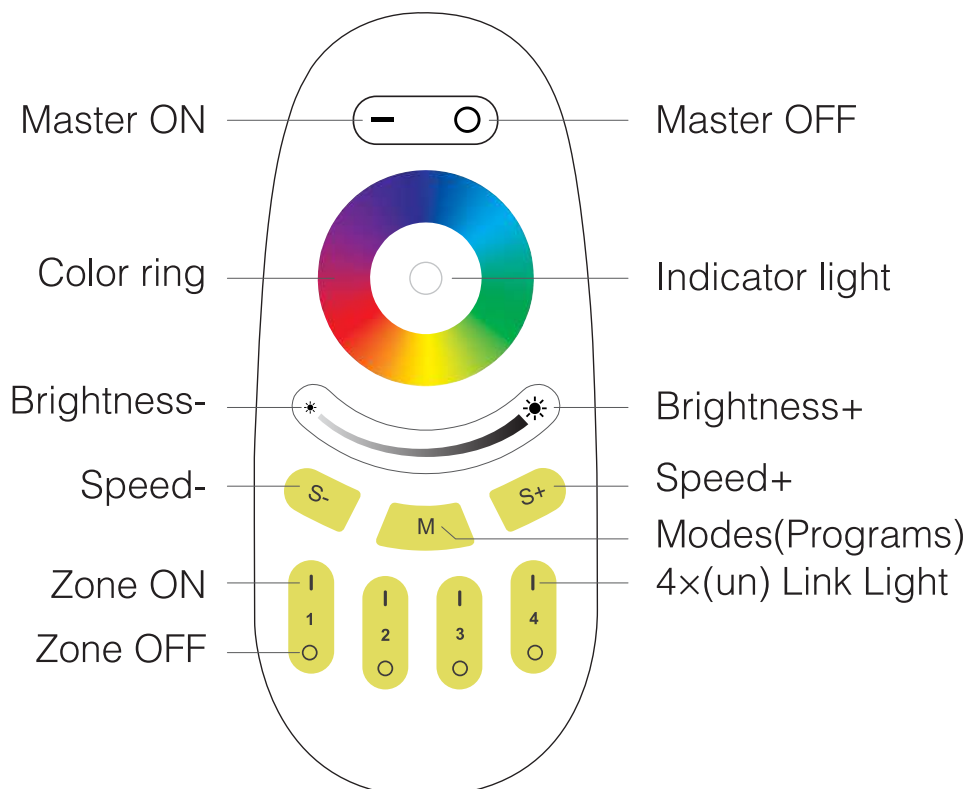
Technical Specifications:

Model No.	MILI-REM-RGBW
Voltage	3V(AAA *2PCS)
Transmission Frequency	2.4GHz
Modulation Method	GFSK
Transmitting Power	6dBm
Standby Power Consumption	20uA
Control Distance	98.4 ft MAX

Products Key Diagram:

(This product is compatible with ORA devices that use CCT, however, we recommend our RGB+CCT remote options to control these devices.)"

- To change White Color Temperature (for use with products that have CCT options) Hold " I " (Zone ON button) until Indicator light flashes, then while in White changing mode press "S-" or "S+" to change from Warm White to Cool White options.
- To change color saturation (for products that have CCT options), use the Color Wheel to enter Color Mode, Press "S-/S+" to change color saturation between Warm White or Cool White options, thus mixing your color with a white option.
- To use a Dynamic Mode press "M". Use the Speed-/Speed+ buttons to control the speed of the Dynamic Modes. Cycle through Mode options by pressing M.
- To control all of the connected lights at once press Master ON.
- To control individual zones, press Zone ON for the zone you want to control.



Compatible Devices:



ORA 3 in 1 LED Strip Light Controller
(RGB, RGBW, RGB CCT)
MILI-CONT-3IN1-RGBXX



ORA SMART GATEWAY
Smartphone Control
MILI-WIFI-BRIDGE-G2

Linking & Unlinking:

(While this product is compatible with ORA RGB+CCT light bulbs, we recommend our RGB+CCT remote to be used with those products. We recommend this RGB/W remote for our RGB/W strip light controllers. The instructions to link devices work the same for all devices.)

Linking Instructions



- 1** Switch off power to the device, after 10 seconds switch power back on.
- 2** The light will flash Red light if it is not linked, Green if it is linked to any device
- 3** As soon as the light has power, and while it is flashing, quickly press any "Zone ON" button 3 times within 3 seconds. This assigns that device to the chosen Zone. Multiple devices can be controlled in the same zone
- 4** When the light flashes Green light 3 times you have successfully linked the device to the remote.

If the light did not blink 3 times , the linking attempt failed. Please switch off the light again, and follow the above steps again.

Unlinking Instructions



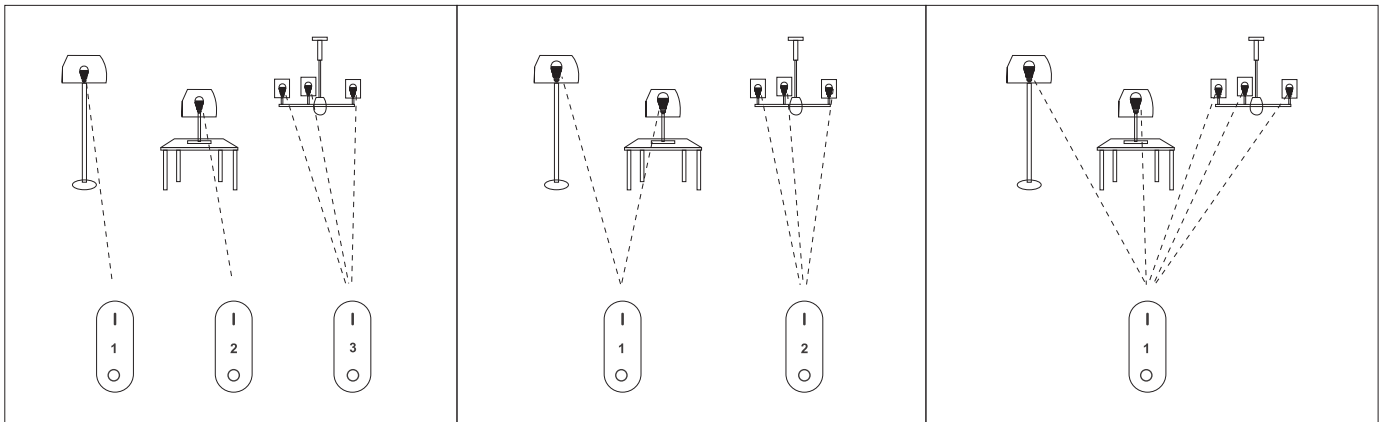
- 1** Switch off power to the device, after 10 seconds switch power back on
- 2** As soon as the light has power, and while it is flashing, quickly press the "Zone ON" button 5 times within 3 seconds. Un-linking must be done with the same Zone as linked to.
- 3** When the light flashes 10 times, you have successfully un-linked it from this remote.

⚠ If the light did not blink quickly, the unlink failed, Please switch off the light again, and follow the above steps to unlink again.

Grouping of Several Lights:

You can add an endless number of lights to a zone on the remote by linking the lights to different zones. This way you are completely flexible in creating different group combinations.

Below you can see some grouping examples.



Remark:

1. The user can program freely as needed. One remote can control countless lights or controllers, but one light or controller can only be controlled by four remotes (Max).
2. Please check the battery installation and controller (totally discharge the power), when you program after switching off and switching on.

Attention

1. This remote only controls specified ORA products; not all ORA series can work on this remote.
2. During the use of the remote, if the indicator light blinks rapidly after each command, it is time to change the battery.
3. Do not use this product in humid, high temperature, or dusty environments.
4. Using this product in an area where other RF signals are present may affect the effective distance of this product and timing of commands being sent/received
5. NON-DIMMABLE. NOT FOR USE WITH ANY WALL DIMMER.



Made in China