

SPI WI-FI MUSIC ADDRESSABLE LED CONTROLLER

Description:

Our Smart SPI Wi-Fi LED Controller is designed for use with addressable digital LED lights. You can use it with your smartphone through the Magic Home Pro App and with its handheld remote. Customize your own effects, use sound from music to control the light pattern, or choose from a wide variety of patterns. With this controller your lights will be the life of the party. (LED lights are sold separately)



We have two models of this product. One is designed specifically with a three-wire coaxial connection that connects to our Permanent Holiday Lights. The other has a three-wire SPI quick connect for connecting to standard addressable LED lights.

Addressable Connection SKU: CONT-DIGI-WIFI-SPI

Permanent Holiday Lights Connection SKU: CONT-DIGI-WIFI-SPI-HOL

Features:

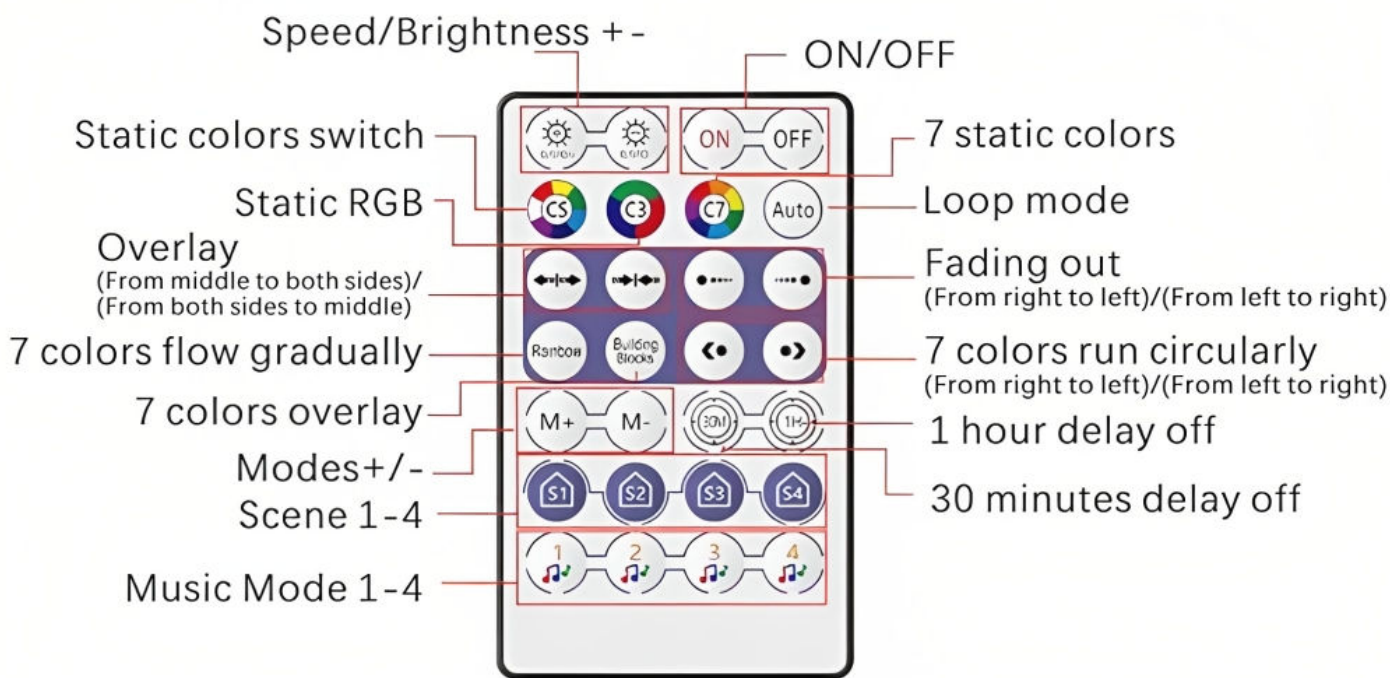
- Wi-Fi connection
- APP: Magic Home Pro available on iOS 9.0 and Android 4.0
- Languages: Chinese, English, German, Japanese
- Connection Method: Common Anode
- Control Distance: 131 ft
- Warranty: 1 year



Dimensions:



Remote Key Functions:



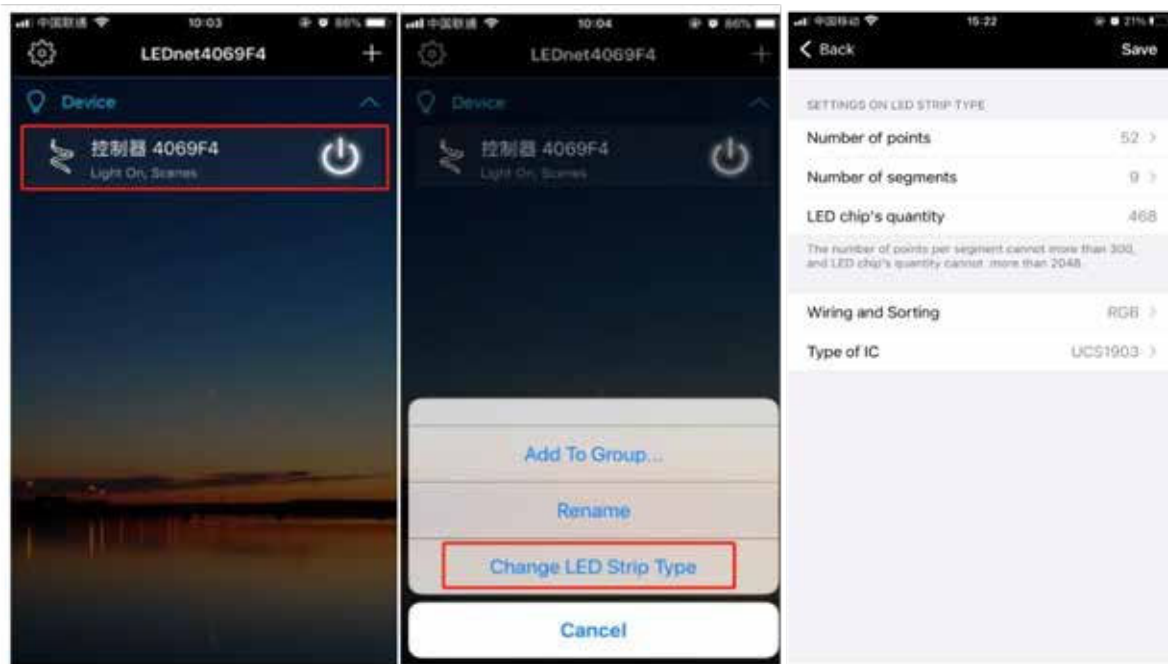
Technical Specifications:

Input Voltage	DC(5-24)V
Max Output Power	144W
Supports	Addressable Digital LED Lights
Domination Principal	Wi-Fi
APP	Magic Home Pro
LED Drive Type	SPI: WS2812B, SM16704, WS2811, UCS1903 SK6812, SK6812RGBW, INK1003, UCS2904B
Connect Method	Common Anode
Working Temperature	-4°F ~ 131°F
Control Distance	131.2 ft
Net Weight	0.088 lbs
Dimensions	1.96"*1.35"*0.007"
Certification	CE, RoHS, FCC
Warranty	1 Year

Installation:

- **Set IC Model and IC Numbers:**

To adjust your LED strip settings, long press the device and select "Change LED Strip Type". Keep in mind that the maximum number of points per segment is 300, with a total limit of 2048 LED chips. If using music mode, each segment can have up to 150 points and there can be up to 64 segments, with a maximum of 960 LED chips.

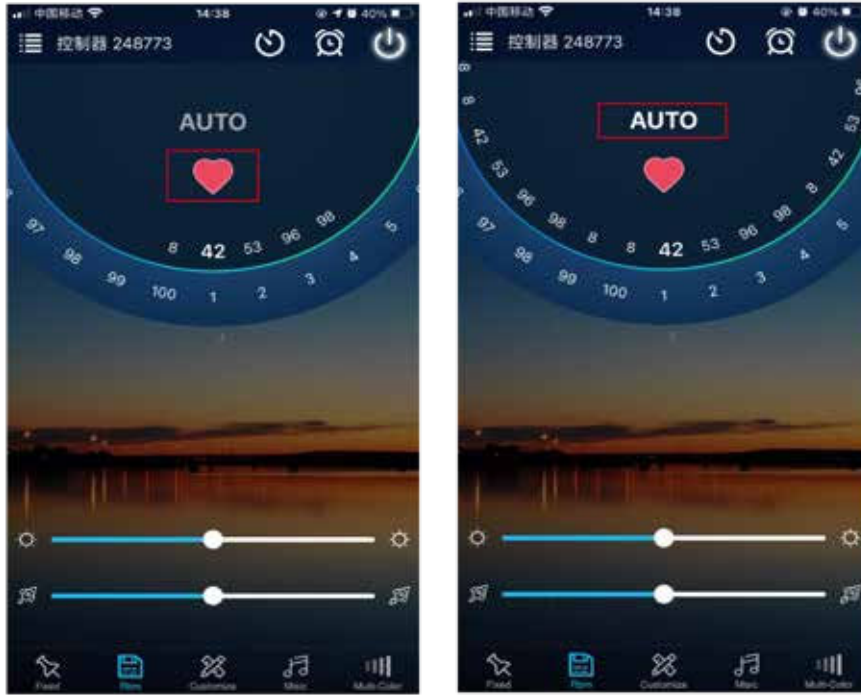


- **Introductions of APP Functions:**

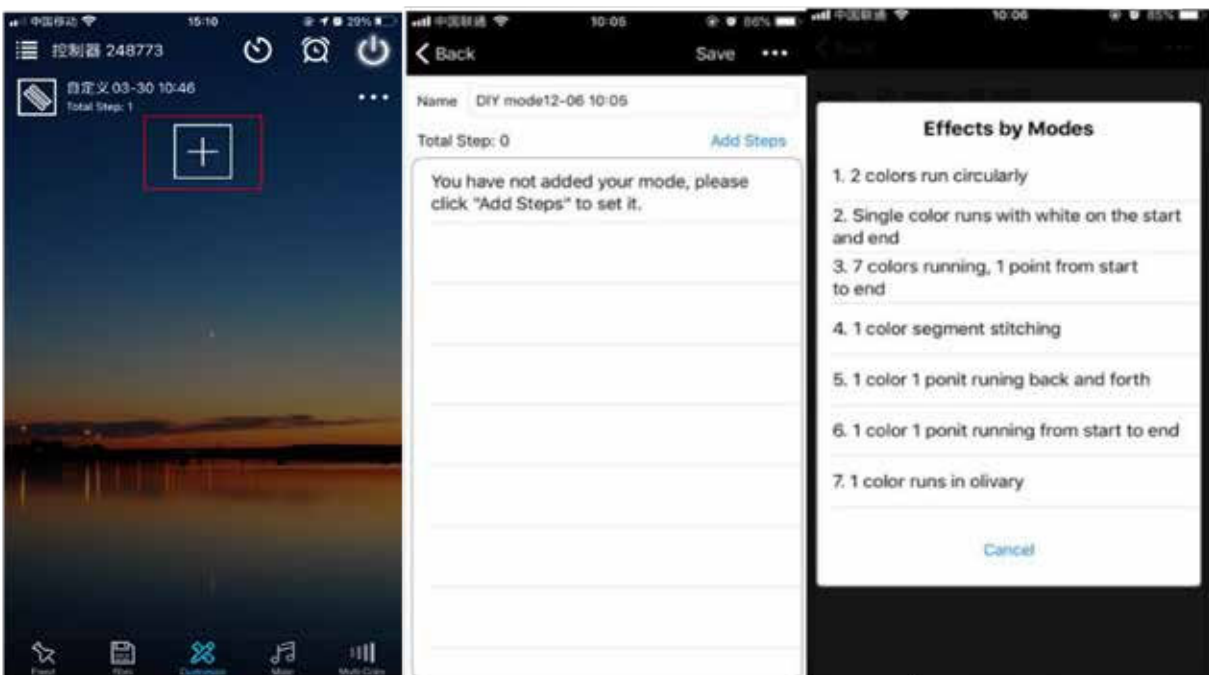
The system has 10 pre-set modes and allows users to customize foreground/background colors, brightness, speed, and direction.



- There are 100 patterns available for users to choose from by sliding the ring. Users can also adjust the overall pattern effect brightness or speed by sliding "a" or "a*". To enter cycle mode, click on "AUTO". To save a favorite effect, click on the heart icon.

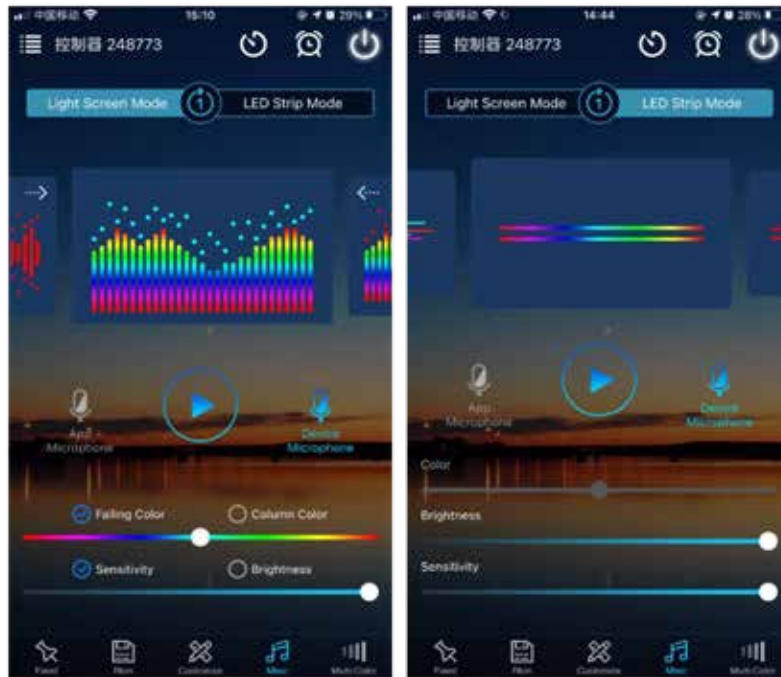


- To create a custom effect, click on "+" to select your desired color and effect, and save it. This way, you can enjoy your personalized light effects anytime.



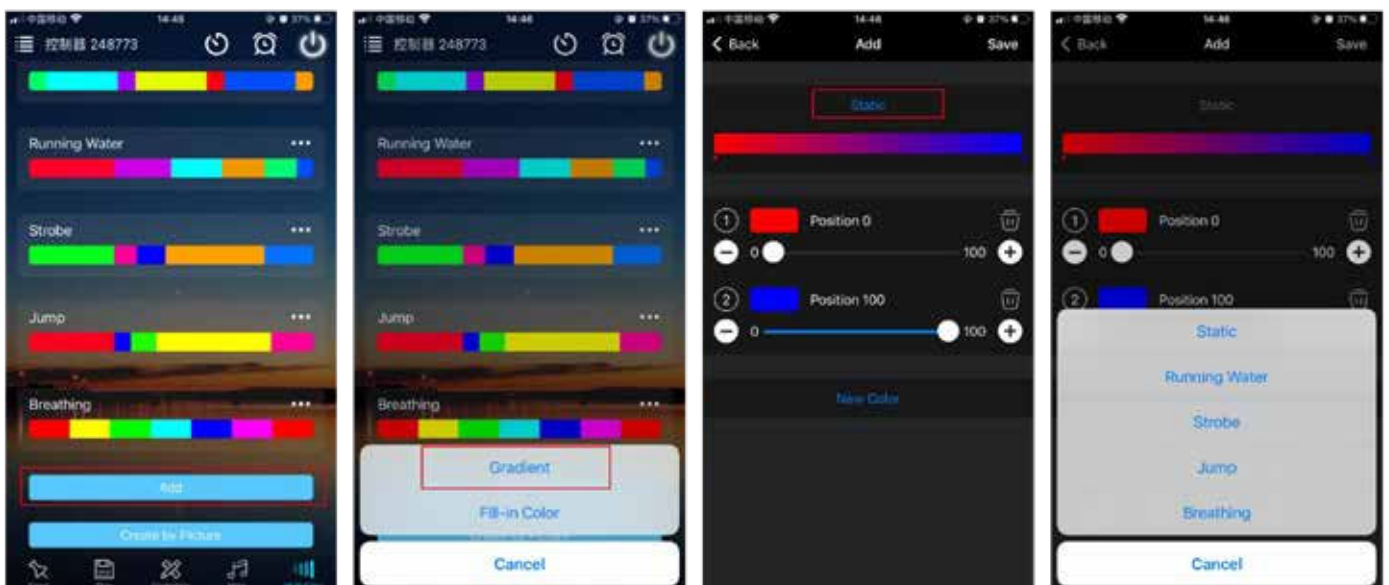
• **Music Mode:**

1. While in the light screen mode, users can choose the falling color, column color, sensitivity, and brightness to achieve a circularly played, more beautiful light effect.
2. While in the LED Strip Mode, users can adjust the brightness and sensitivity. The controller accepts audio input through two methods: the built-in APP microphone or an external microphone.

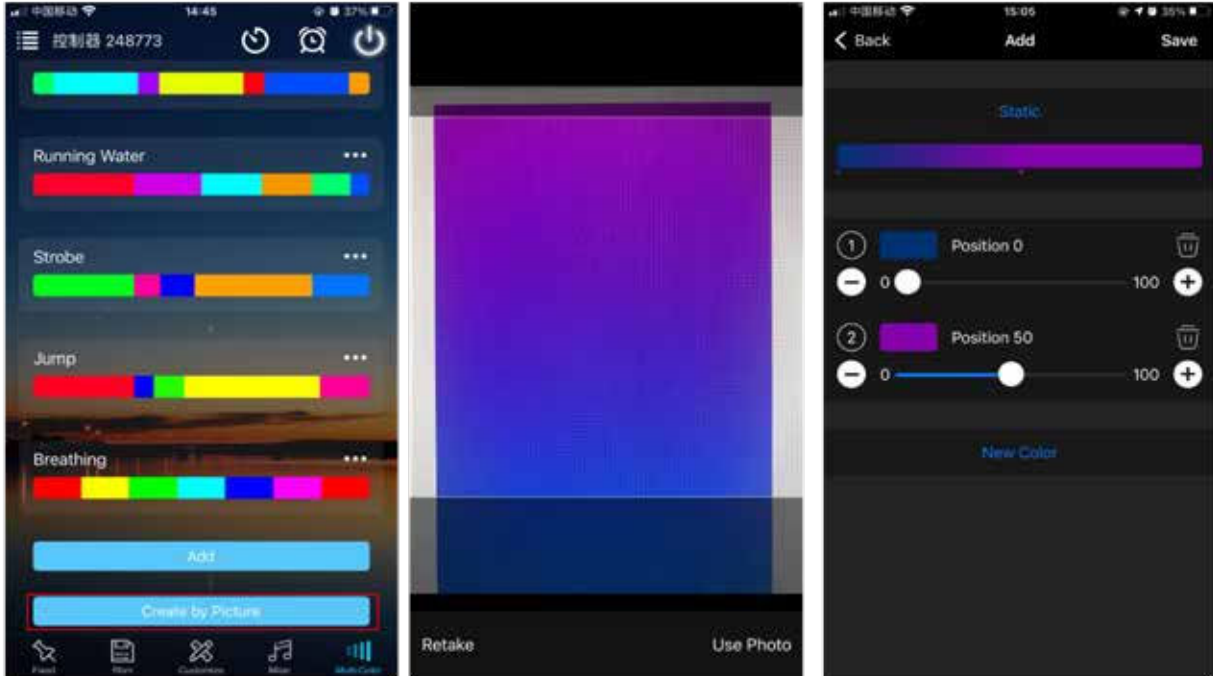


• **Multi Color Function:**

1. Users have the option to individually set each IC and use different modes for the lights.
2. There are multiple dynamic modes available, including color lump gradient and mixed color gradient, as well as static, asynchronous color jumping, random color breathing, strobe, and flow effects.

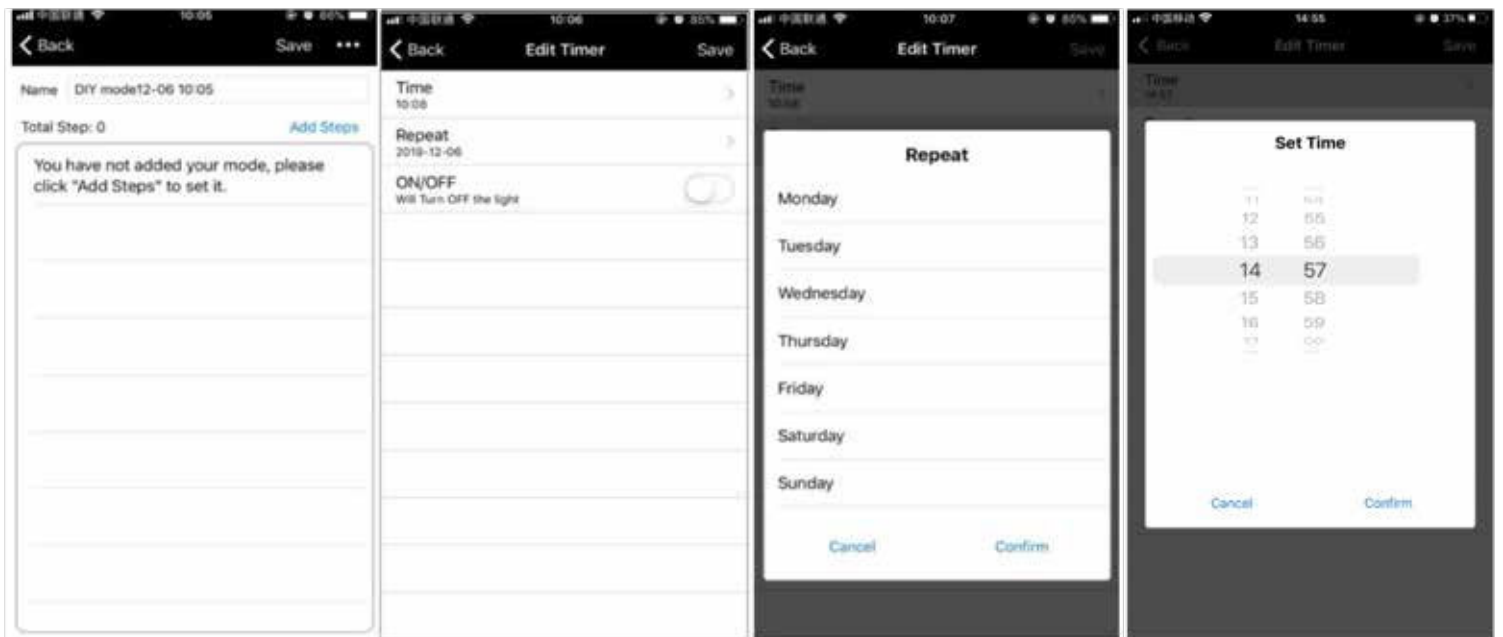


- 2. The section being captured by the camera is referred to as the "coloring area," and the lighting hue will adjust correspondingly.

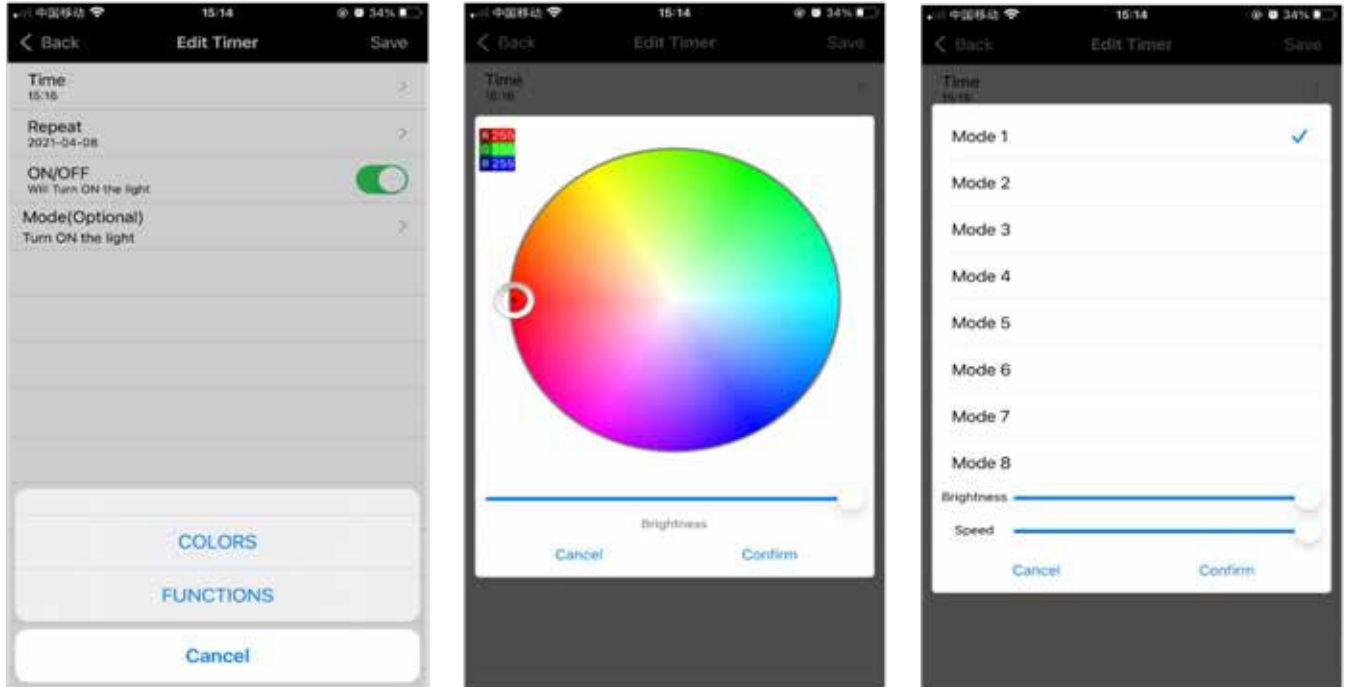


• **Timer Function:**

Through the timer function, intelligent lights can automatically turn on and off at specified times.

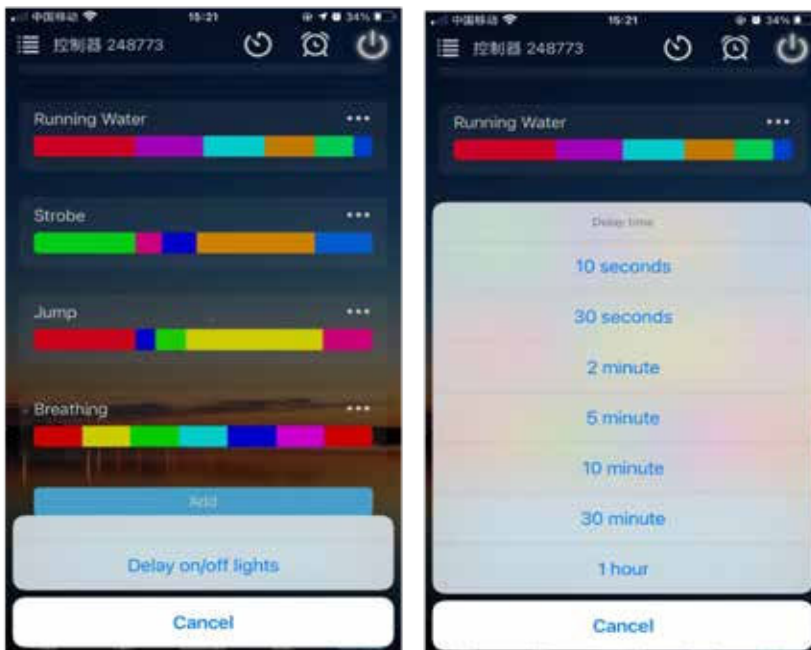


- While configuring the timer switch, you have the option to choose the color or dynamic mode and modify the brightness and speed according to your preference.



- **Delay Function:**

The delay for turning the lights on or off can be configured as per individual preference.





ATTENTION

- Kindly utilize the product in a dry environment.
- Please ensure that you use an input voltage of 5-24V DC Voltage and refrain from directly connecting it to 220V AC.
- The product requires a common anode connection, and an incorrect connection can result in malfunction.