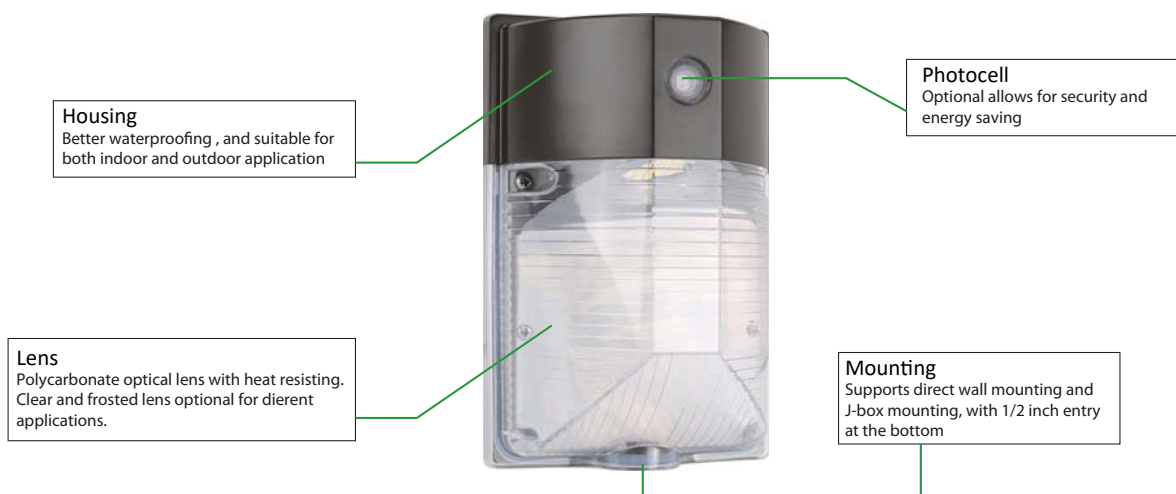


## LED WALL MOUNT

### Features:

- Sealed die-casting profile for outdoor applications
- Consumes 17W to replace 120W Incandescent, 25W to replace 50W HID
- Lumen output from 1900-2600lm
- Polycarbonate optical lens with UV stabilizers for choosing
- Optional for 120V-277V photocell
- Lifespan: Estimated >50,000 Hours



### Applications:

Perfect for:

- Security
- Entry ways
- Stairways
- Storage and Perimeter areas
- Residential exteriors

### Accessories:

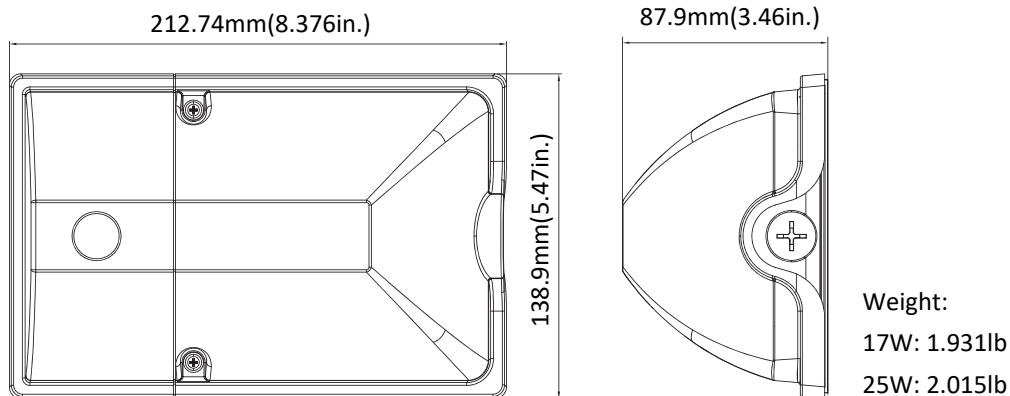
#### Photocell

Part No.: PC-JL-120-277V

NOTE: Photocell is field installed or pre-installed in factory by requesting



## Dimensions:



## PERFORMANCE DATA

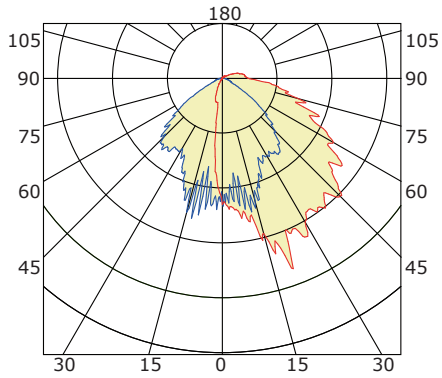
SYSTEM WATTS	VOLTAGE	LENS	LUMENS	LPW	Color Temperature	CRI	REPLACES
17W	120-277VAC	Clear Lens	1950lm	115lm/W	5000K	70	120W Incandescent
25W	120-277VAC	Clear Lens	2600lm	104lm/W			50W MH

## ELECTRICAL DATA

Number Of Drivers	Driver Current (mA)	Nominal Power (W)	Input Voltage (V)	Current (Amps)
1	250	17	120	0.14
		17	208	0.08
		17	240	0.07
		17	277	0.06
1	430	25	120	0.21
		25	208	0.12
		25	240	0.10
		25	277	0.09

**Photometrics:**

Clear Lens



<b>ORDERING GUIDE</b>		Example: NUR-WM-17W-5000K-PC2
Fixture Type <input type="text"/>	Wattage <input type="text"/>	Color Temperature <input type="text"/>
WM Wall Mount	17 17W 25 25W	50K 5000K