



INDOOR PHASE DIMMING POWER SUPPLY 12V OR 24V DC OUTPUT

Features:

- OUTPUT CONSTANT VOLTAGE
- UNIVERSAL AC INPUT: 100-130VAC
- HIGH EFFICIENCY: UP TO 84%
- PROTECTION: SHORT CIRCUIT/OVERLOADING
- FULL PROTECTION PLASTIC HOUSING
- EASY INSTALLATION
- COOLING BY FREE AIR CONVECTION
- STRONG COMPATIBILITY, FLICKER-FREE DIMMING
- SUITABLE FOR DRY OR DAMP LOCATION USE, IP20



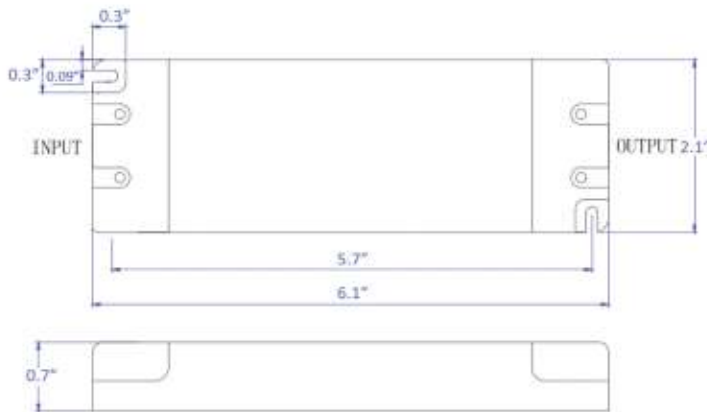
IP20  

For use with:

- 12V OR 24V STRIP LIGHTING
- PUCK LIGHTS
- LOW VOLTAGE LANDSCAPE LIGHTING
- LOW VOLTAGE BULBS

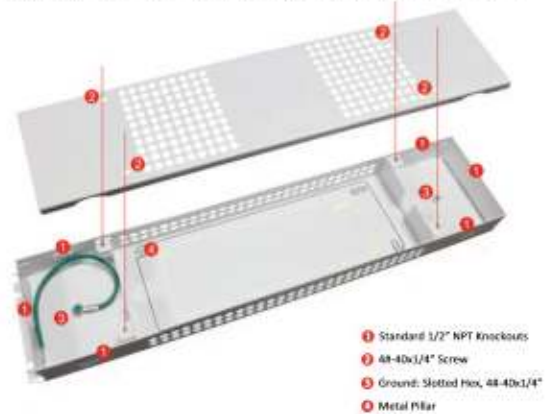
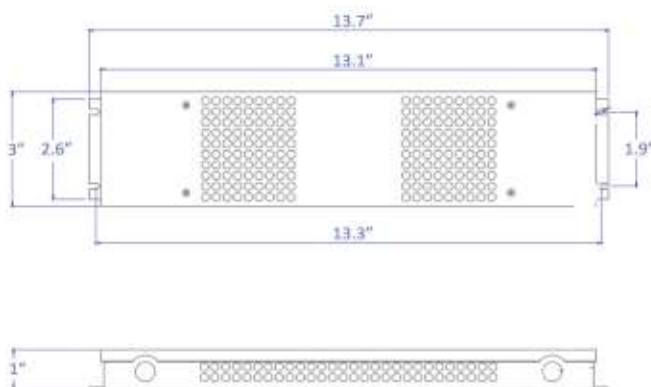
Dimensions:

1) 25W (12V - 24V)

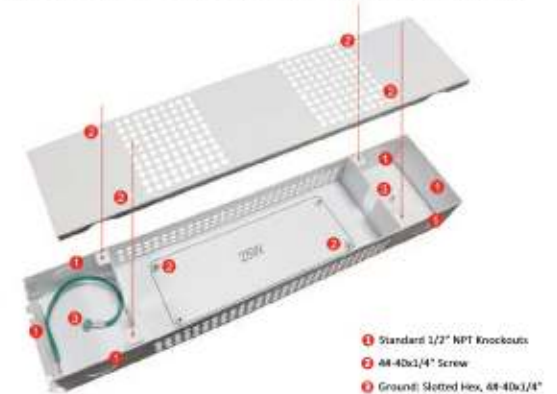
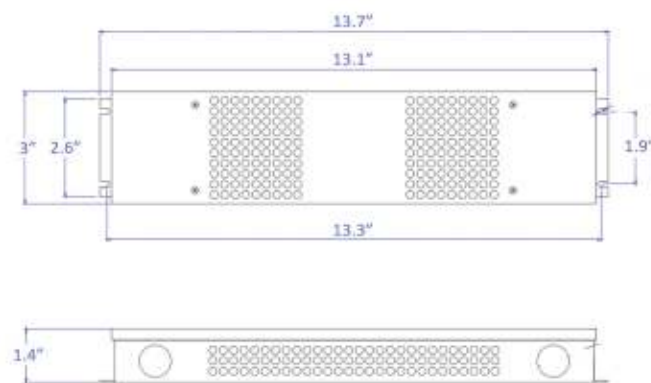


LED driver

- Input (L) and (N) to be connected AC,
- Output Positive side (+), Negative side (-) to be connected led lighting.
- The junction boxes (PWR-JB-25-13mm) and (PWR-JB-50-22mm) are available to be used with the driver, please choose one of them according to your request.
- Note: Any other requests we can customize.



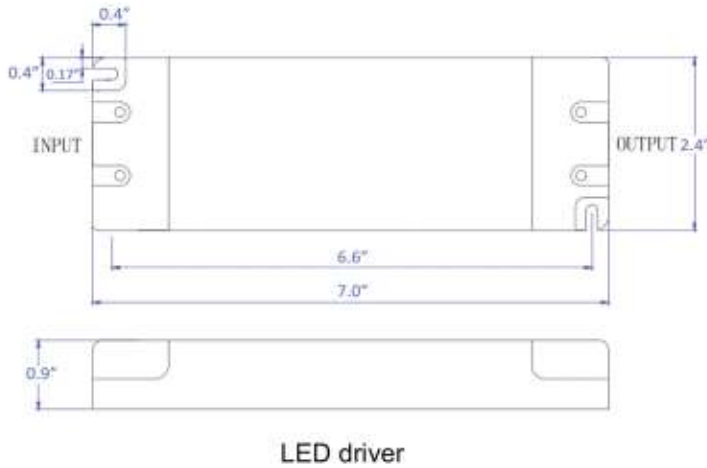
PWR-JB-25



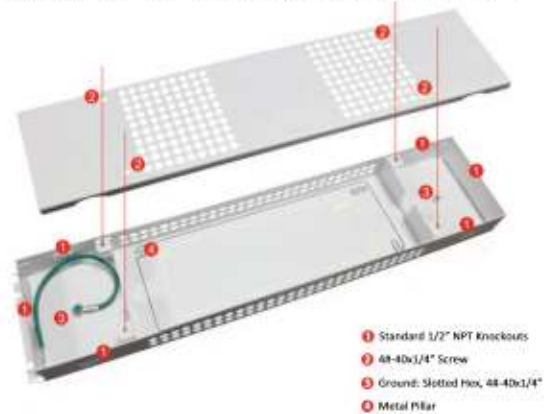
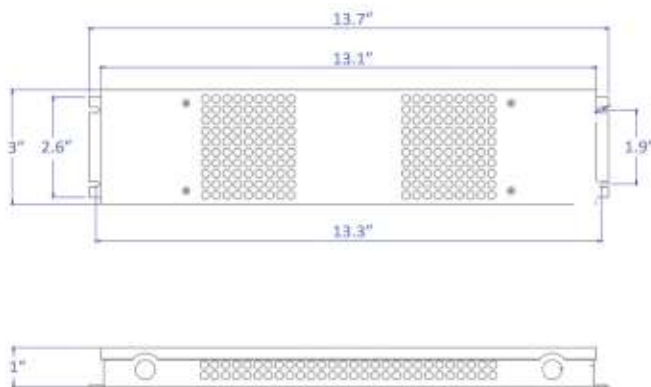
PWR-JB-25

Dimensions:

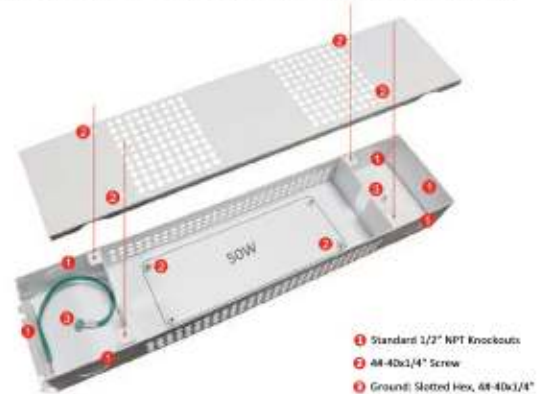
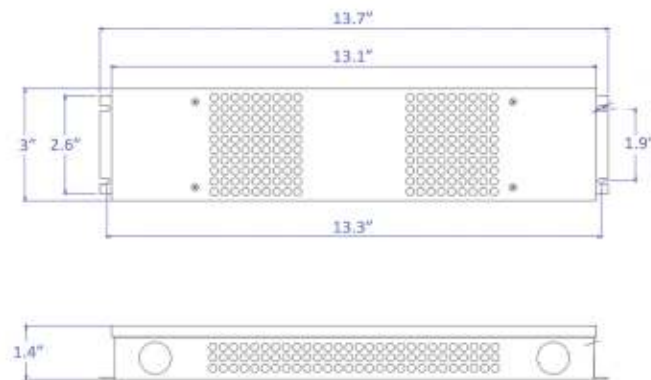
1) 50W (12V - 24V)



- Input (L) and (N) to be connected AC,
- Output Positive side (+), Negative side (-) to be connected led lighting.
- The junction boxes (PWR-JB-25-13mm) and (PWR-JB-50-22mm) are available to be used with the driver, please choose one of them according to your request.
- Note: Any other requests we can customize.



PWR-JB-50



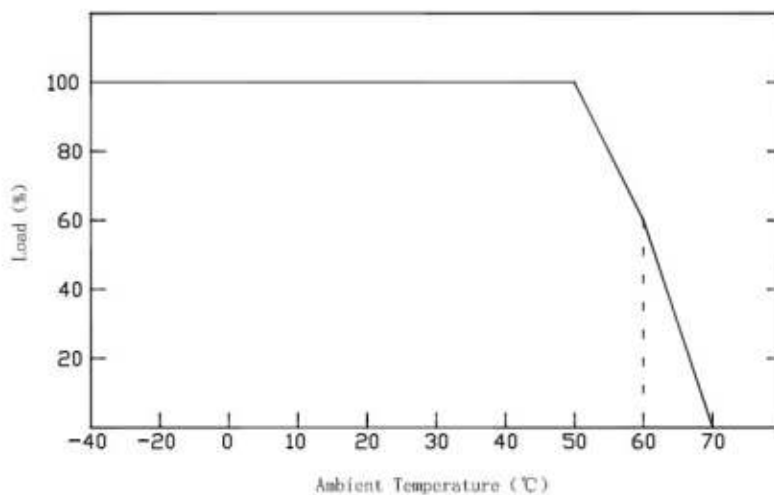
PWR-JB-50



Technical Specifications:

Watts	25W		50W	
Output voltage	12V	24V	12V	24V
Output current	2.08A	1.04A	4.17A	2.08A
Input voltage	100-130VAC			
Efficiency	80%	82%	81%	84%
Frequency	47~63Hz			
AC Current (Max)	0.9A			
Working temperature	-40~+60°C			
IP rating	IP20			
Certificates	ETL, cETL, FCC			
Life span	50,000 Hours			
Warranty	3 Years			

Derating Curve:



Ordering Guide:

Example: PWR-D-N-25W-12V-ID

Power Supply PWR-D-N	Wattage <input type="text"/>	Wattage <input type="text"/>	Indoor ID
	25W 50W	12V 24V	



Accessories:

1)PWR-JB-25



2)PWR-JB-50



• JUNCTION BOX SOLD SEPARATELY

Ordering Guide: (Junction Box)		Example: PWR-JB-50
Power Supply PWR	Junction Box JB	Wattage Box <input type="text"/>
		25 50